



**Newsletter**

**2020**

**Extra Edition September**

**In these strange times we need to keep you up to date and informed of what we are doing since our last newsletter.**

## **Breaking News**

**Scorpio one of our buses has now fitted with her full PPE for passengers and drivers.**

**This is our first Covid-19 safe bus**

**The bus was taken to Courtside Conversions in Tiverton where it was fitted out with protective screens and seating rearranged to comply with social distancing . We achieved the standard of safety to keep the driver and passengers safe and prevent the spread of Covid-19. The cost was high but with help from**

**The National lottery, Wokingham Lions, Tesco Stores and Berkshire Community Foundation.**

**This is our first super bus in service and more will follow as we receive funding.**

**Lets keep everyone safe.**





## Do you need shopping ?

**In these difficult times we are here to help.  
We can go shopping and collect prescriptions  
to you. You can still go shopping if you want that  
service.**

**Give us a call on  
0345 544 0850 option 2 (09:00 to 12:30)**

**If you know anyone who needs help with getting shopping  
or prescriptions please please tell them to get in touch.  
There is no delay in registering anyone who qualifies.**



**More buses will become  
available soon.**

## **Are you fed up with being at home?**

**Want to get out and do your own shopping, see friends or even attend a  
doctors appointment ?**

**We can help.**

**Here at Keep Mobile we have been following all the government guide lines.**

**We have gone to great expense to make our buses safe for you and our  
drivers. We managed to raise funds to get plastic screens on the buses for  
protection and you will see this in operation from early August.**

**Our drivers have full PPE and you are required to wear a face covering.**


**So get booking your Dial a Ride.**

**We are here to help you**


**Remember to book your Dial a ride on our super buses.**



**Lets stay safe.**



**Face coverings mandatory on public transport**



**Thank you all**  
to our volunteers and staff  
for all your hard work and  
commitment to Keep Mobile  
helping us help the  
community.

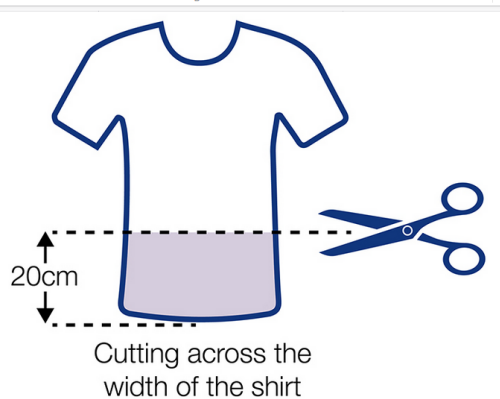
# Making your own face covering

Using a T-shirt

You will need:

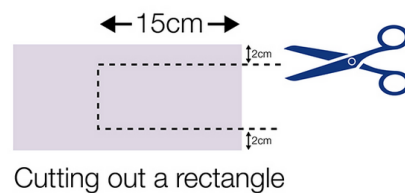
- an old T-shirt that you do not want anymore (ideally size small or extra small)
- scissors

**Step 1:** Cut a straight line across the width of the T-shirt (front and back) approximately 20cm from the bottom of the T-shirt.



**Step 2:** From a point 2cm below the top right-hand corner of the fabric, make a 15cm horizontal cut through both sides of the fabric that is parallel to the top of the rectangle.

**Step 3:** Cut down towards the bottom of the fabric until you reach approximately 2cm above the bottom edge. From here, make another 15cm cut that runs parallel to the bottom of the fabric to make a rectangle that can be discarded.



**Step 4:** To make the ties, cut open the edge of the 2 long strips of fabric. Unfold the main piece of fabric and place over the mouth and the nose. The 4 strips act as ties to hold the cloth face covering in place and should be tied behind the head and around the neck.



**If you are unable to make a face cover or obtain one please do not worry just contact us at the office we will be able to help you with one.**